

CPU Holder



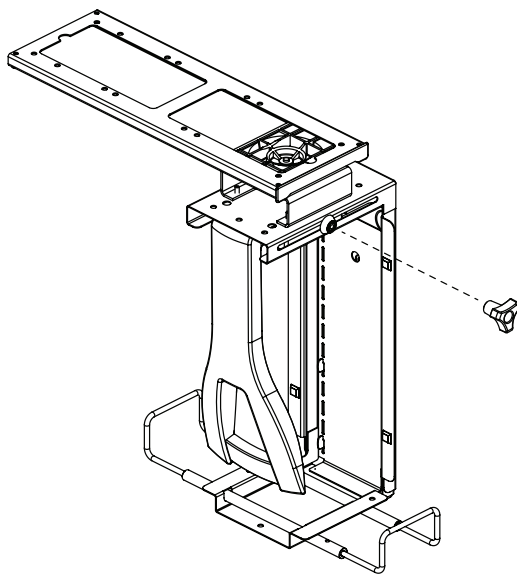
7351D

CPU Holder

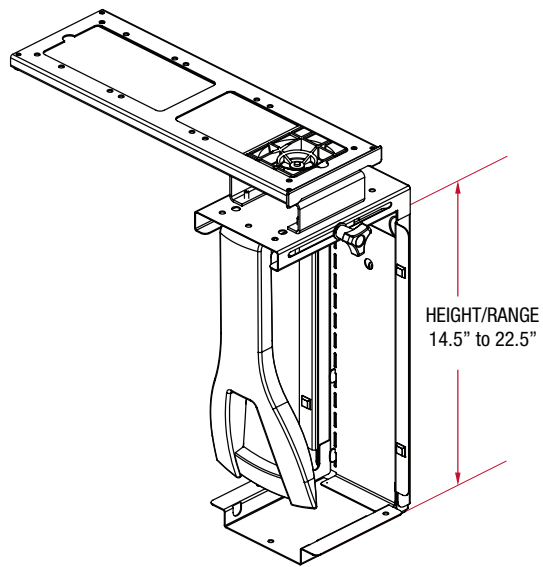
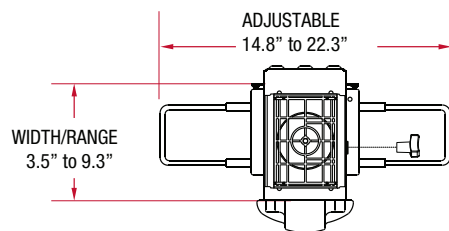
Available in standard or locking models, the 7300 series CPU holders have increased stability and clamping force, stored on a 17" glide track, along with adding a tamper-proof locking nut to the current line of locking CPU holders

7300 series

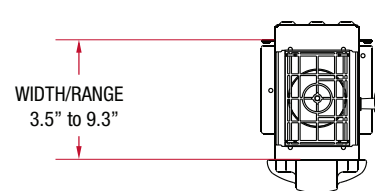
Features	Benefits
Plastic side clamp with bumpers	Increased stability and clamp force
Tri-Lobed knob control to adjust clamp	Intuitive usability
Side mountable	Allows for wall or table leg mounting
360° swivel available on most models	Allows access to rear panel connections
Models available with heavy-duty, tamper-proof locking nut with a special locking pentagonal key	Deters theft
Adjustable width (3.5" to 9.3") and Height (14.5" to 22.5")	Can be customized to fit most tower CPU's
Fixed mount or optional track (glide or ball bearing)	Storable
Load capacity of 85 lbs	Safely supports heavy CPU's



7361D (lockable)



7351D (non-lockable)



7311D (lockable)



7366D (lockable)



7301D (non-lockable)



7356D (non-lockable)

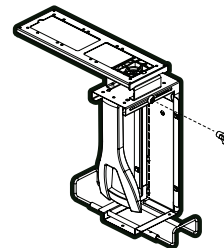


CPU Holder 7300 series

Ancillary Products:

- Knappe & Vogt Waterloo CPU Holders are an ideal complement to any Knappe & Vogt Waterloo keyboard support
- For flat panel displays, specify the Concerto flat panel support system

Model	Height Range	Width Range	Depth Range	Lockable	Track Size	Track Style	Weight
7301D	14.5" / 22.5"	3.5" / 9.3"	Unlimited	no	Fixed		8.0 lbs
7351D	14.5" / 22.5"	3.5" / 9.3"	Unlimited	no	17"	Plastic glide	10.0 lbs
7356D	14.5" / 22.5"	3.5" / 9.3"	Unlimited	no	17"	Ball bearing	12.4 lbs
7311D	14.5" / 22.5"	3.5" / 9.3"	14.8" / 22.3"	yes	Fixed		8.5 lbs
7361D	14.5" / 22.5"	3.5" / 9.3"	14.8" / 22.3"	yes	17"	Plastic glide	10.0 lbs
7366D	14.5" / 22.5"	3.5" / 9.3"	14.8" / 22.3"	yes	17"	Ball bearing	13.1 lbs



Finish: Black

Notes: 1. Weight = packaged shipping weight per unit. 2. Specifications are subject to change without notice.