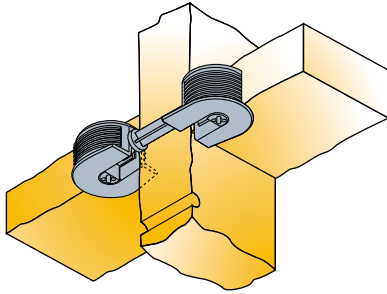


System 6

Quickfit-Expando

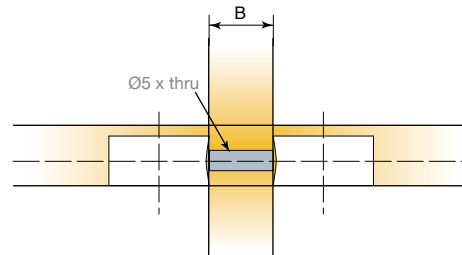
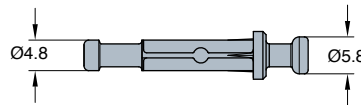
Double-ended Dowels

- For 16mm, 18mm and 19mm board
- Suitable for applications with all Titus Ø20mm and/or Ø25mm Expando-6 housings
- 'Klix' locking feature provides a strong, vibration proof connection



Technical and mounting details

Double-ended dowel



B	Item number	Zinc
Panel thickness		
16	06414 →	885
18	06413 →	885
19	06416 →	885



2500 Pcs

Made of zinc