

EUROPEAN
PROFIL CYLINDER










POMOLO CONFORME
NORMATIVA ADA
ADA COMPLIANT
THUMBTURN
BOUTON CORRESPON-
DANT AUX NORMES ADA
KNÄUF GEMÄSS ADA
NORMEN
DEURKNOP VOLGENS
ADA NORMEN



≈ 30 mm

PUNTALE REGOLABILE
ADJUSTABLE STEEL
DEAD BOLT
PIVOT REGLABLE
REGULIERBARER
SCHLISSANKER
REGLBARE
ONDOORZAAGBARE
SLUITSTANG

	ART.	A	B	C	D	E	Ø
PAIR	 KLO.Y01.0000.xx	1000 mm	1250 mm	80 mm	75 mm	175 mm	35 mm
	 KLO.Y01.9999.xx			80 mm	75 mm	175 mm	35 mm
PAIR	 KLO.Y02.0000.xx	1000 mm	1250 mm	80 mm	75 mm	175 mm	35 mm
	 KLO.Y02.9999.xx			80 mm	75 mm	175 mm	35 mm

.xx = FINITURA
FINISH
FINITION
AFWERKING
AUSFÜHRUNG

VERSIONE SENZA SERRATURA
COMBINED NON LOCKING
MODELE SANS SERRURE
VERSION OHNE VERSCHLUSS
VERSIE ZONDER SLOT