

**

IT_ Altezza anta mm.
 EN_ Door height mm.
 FR_ Hauteur de porte en mm.
 DE_ Türhöhe in mm.
 RU_ Высота двери мм.
 ES_ Altura de la puerta mm.
 PT_ Altura da porta mm.

*

IT_ Larghezza anta mm.
 EN_ Door width mm.
 FR_ Largeur de porte en mm.
 DE_ Türbreite in mm.
 RU_ Ширина двери мм.
 ES_ Ancho de la puerta mm.
 PT_ Largura da porta mm.

IT_ A 2 Cerniere
 B 3 Cerniere simmetriche
 C 4 Cerniere

EN_ A 2 Hinges
 B 3 Symmetrical hinges
 C 4 Hinges

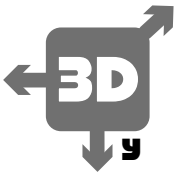
FR_ A 2 Paumelles
 B 3 paumelle, montage symétrique
 C 4 Paumelles

DE_ A 2 Bänder
 B 3 symmetrisch angeordnete Bänder
 C 4 Bänder

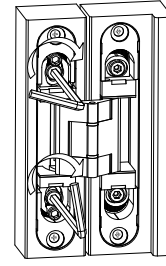
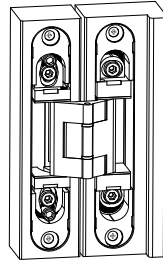
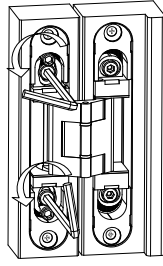
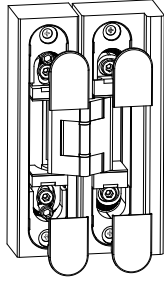
RU_ A 2 петли
 B 3 симметричных петли
 C 4 петли

ES_ A 2 Bisagras
 B 3 Bisagras simétricas
 C 4 Bisagras

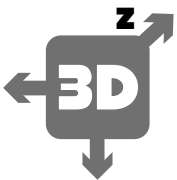
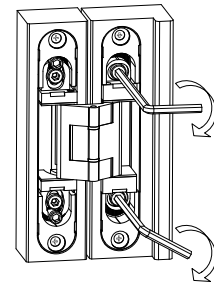
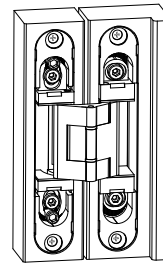
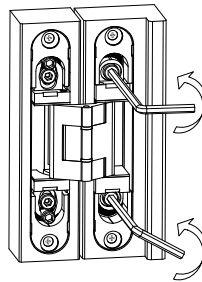
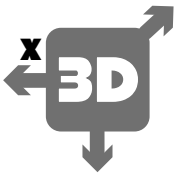
PT_ A 2 Dobradiças
 B 3 Dobradiças simétricas
 C 4 Dobradiças



- 2 mm
+ 2 mm



- 1 mm
+ 1 mm



- 1 mm
+ 2 mm

